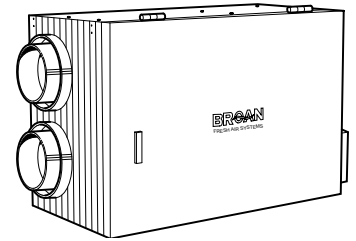


HRV100H FRESH AIR SYSTEM



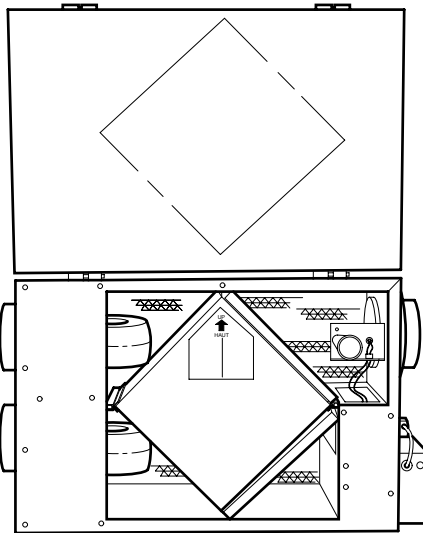
The Energy Efficient Fresh Air Solution

FEATURES

- Best airflow and heat recovery in its class / Whole-house solid and balanced ventilation, with minimized infiltration and exfiltration. Continuous background ventilation with energy savings - the outgoing airstream tempers the air of the incoming airstream.
- Durable, reliable, high performance / For contractors who want added value, quality, and best performance.
- Smart Defrost system / Failure protection system to prevent cold air from entering the house.
- Superior heat recovery.
- Easy to service / All parts removable in 5 minutes, with electrical access on side panel.

GENERAL SPECIFICATIONS

- For houses from 3,001 to 4,500 sq. ft.
- 71 to 163 cfm (0.3 in. w.g.)
- 64 to 146 cfm (0.4 in. w.g.)
- Voltage: 120 VAC
- Frequency: 60 Hz
- Dimensions: 21.1" x 34.6" x 13.25"
- Weight: 65 lbs
- Shipping Weight: 75 lbs
- Warranty: 2 years on parts - 10 years on core
- HVI Rated of air flow: 169 cfm
- Power Consumed (max): 150 Watts
- Supply air duct connections: 6" diameter
- Exhaust air duct connections: 6" diameter
- Filter: 30 ppi washable reticulated foam
- Cabinet: 20 ga. Pre-painted steel
- Mounting: Suspension by chains and springs
- Wall control modes: N/A
- Power: 147 Watts
- Current: 1.4 Amps
- Continuous duty, permanently lubricated motors
- 36" power cord



Broan-NuTone LLC Hartford, Wisconsin www.broan.com 800-558-1711

REFERENCE	QTY.	REMARKS	Project
			Location
			Architect
			Engineer
			Contractor
			Submitted by Date

MODEL HRV100H

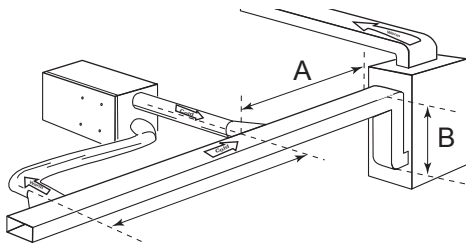
PERFORMANCE SPECIFICATIONS

Ventilation Performance							
External Static Pressure		Net Supply Airflow		Gross Airflow			
				Supply		Exhaust	
Pa	In. W.g.	L/s	cfm	L/s	cfm	L/s	cfm
25	0.1	84	177	88	186	90	190
50	0.2	80	169	84	178	86	182
75	0.3	77	163	81	171	81	171
100	0.4	69	146	72	153	76	161
125	0.5	61	130	65	137	66	139
150	0.6	46	98	49	103	52	110
175	0.7	38	81	40	85	31	67

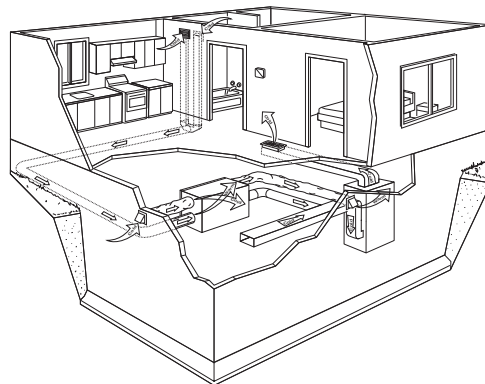


Energy Performance								
	Supply Temperature		Net Airflow		Average Power	Sensible Recovery Efficiency	Apparent Sensible Effectiveness	Latent Recovery Moisture Transfer
	C	F	L/s	cfm	Watts	%	%	
Heating	0	32	30	64	54	75	83	-0.03
	0	32	46	97	78	67	74	0.01
	0	32	65	138	124	64	72	-0.02
	-25	-13	26	55	62	67	89	0.05
						Total Recovery Efficiency		
Cooling	35	95			Not Tested			

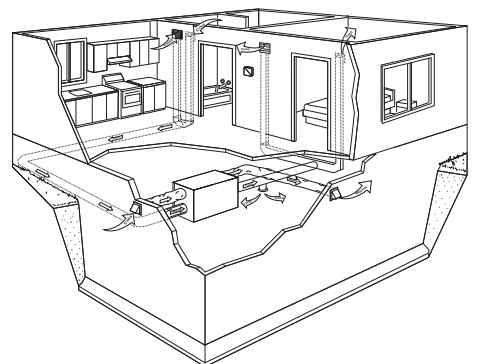
INSTALLATION OPTIONS



Return-Return Connection



Return Connection - Extended Exhaust



Fully Ducted System

